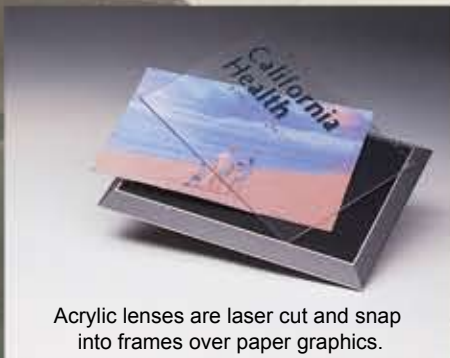


Premier Plus

Premier Plus frames are precision mitered from a premium aluminum alloy in four different styles – 1/2" beveled, radius, boxed, and 1/4" boxed. Each style is available in POLISHED SILVER, POLISHED YELLOW GOLD, POLISHED ROSE GOLD, SATIN SILVER, MATTE BLACK, SATIN YELLOW GOLD, SATIN ROSE GOLD AND ARCH BRONZE.



Acrylic lenses are laser cut and snap into frames over paper graphics.

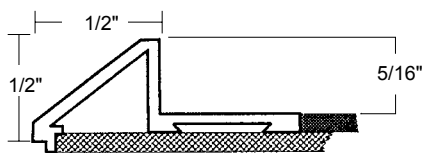
1/2" beveled, radiuses, boxed and 1/4" boxed are precision mitered from premium aluminum alloy.



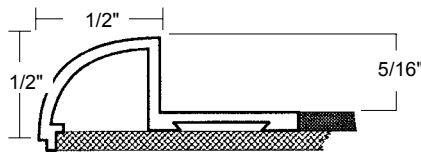
Precision mitered from an extrusion of premium alloy in four professional styles: Beveled, Quarter Round, Boxed, and Quarter Inch Solid, this sign system is a top of the line favorite.

- Eight rich anodized colors are available in all four styles: Polished Silver, Satin Silver, Polished Yellow Gold, Satin Yellow Gold, Polished Rose Gold, Satin Rose Gold, Arch Bronze, and Matte Black.
- Seven powder coat finishes are available: Medium Gray, Pewter (light gray), Black, White, Almond, Brown, and Arch Brown.
- Each frame style is available with either a 3/16" or 5/16" inside depth. Inside depth must be specified when ordering.
- Frames are designed for mounting with double-sided tape or silicone adhesives. Holes will be provided only upon request.
- All frames are available with optional matte black metal inside, suitable for changeable magnetic signs for an additional cost. See price guide.
- Lenses are laser cut from semi-flexible .060 or .080 non glare acrylic and are designed with tabs that snap securely into frames.
- Lenses can easily be removed by using a suction cup placed in the center of the frame. *For lens pricing, please refer to pricing book. Maximum lens size is 200sq inches.
- Minimum size 2" x 4", Maximum size 36" x 36"

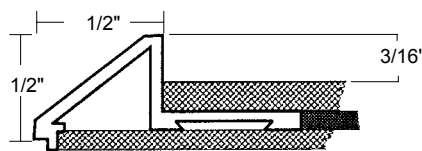
Please specify part number, inside dimension, inside depth, and color. Prices are for frames up to 100 perimeter inches. Fax for special quote on frames of 100 perimeter inches or greater. Frames may be subject to crating charges.



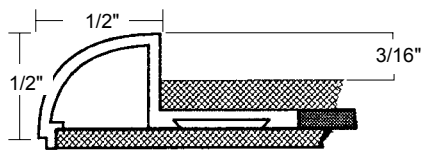
2020 Beveled



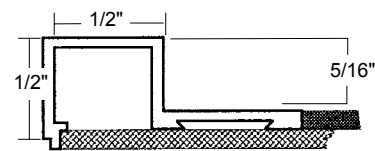
2030 Quarter Round



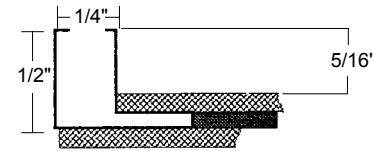
2040 Boxed



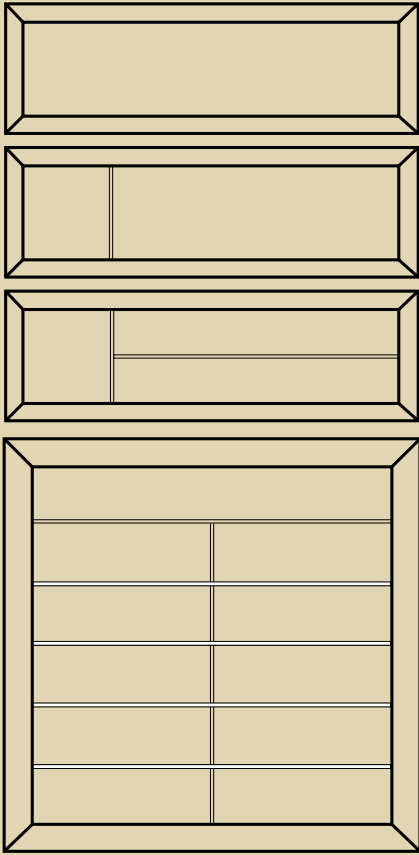
2050 Quarter Inch Solid




Masonite



HELPFUL ORDERING INSTRUCTIONS: Make certain to include the following information: Part No., Length, Color and highlight any special instructions, such as NO HOLES.



Premier Plus Frames are available with custom 1/8" or 1/4" dividers, in vertical or horizontal positions. Divided frames should be ordered by giving the inside dimension or each section and the overall inside dimension of the frame.



Divided frames may be ordered with the combination of a lens over one section with simple spaces for standard signage.



Divided frames are priced by adding the linear inch of dividers, multiplying by per inch price, and adding the total to the perimeter price of each frame.

Wood appearance with added durability

Premier plus frames are available in a custom Walnut woodgrain finish. Coated in a durable, scratch resistant finish these frames require minimal maintenance in comparison to real wood frames.

- Inside depths of 3/16" or 5/16".
- Minimum size 2" x 4".
- Maximum size 36" x 36".
- Holes provided upon request.
- Lenses are NOT available with these frames.
- Frames are available with optional black metal inside, suitable for magnetic signs at an additional cost.

